

1. Name of the Product

Fixing accessories for Excellence signage.

2. Description of the Product

Accessories for Excellence signage in Stainless Steel, Alloy 303 or Brass.

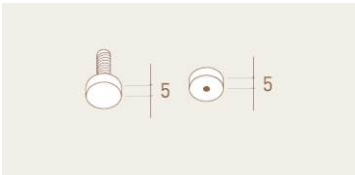

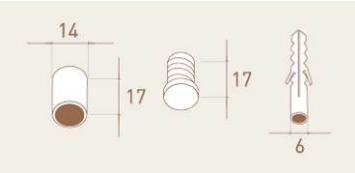

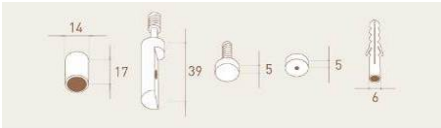


3. Installation

According to the Excellence Catalogue and to the Excellence Installation Guide.

4. Dimensions and Colour

Dimensions

The fixing accessories are combined according to the type of installation:

Fixing type	Dimensions (mm)	Assembly sequence
Wall mounted – adhesive fixing		
Wall mounted – drill fixing		
Perpendicular to the wall		
Suspended from the ceiling		

For the installation suspended from the ceiling, two steel cables with 150 cm length are included.

Accessories colour:

The Excellence accessories are available in the colours Silver, Gold and Black:



Colour	Wall mounted – adhesive fixing	Wall mounted – drill fixing	Perpendicular to the Wall	Suspended from the ceiling
Silver				
Gold				
Black				

5. Cleaning

These products do not require any special care and can be cleaned with just a dry cloth.

6. Warranty

Under normal conditions of installation and following the appropriate cleaning method, a 5 year guarantee is given.

The **excellence** by  signs were designed as luxury photoluminescent safety signs to address the interior aesthetic and decorative concerns of upscale buildings. The use of **excellence** by  in external or wet environments with the presence of water with strong acid or alkaline content (eg limestone and chlorine) is not recommended.